


TOP VIEW



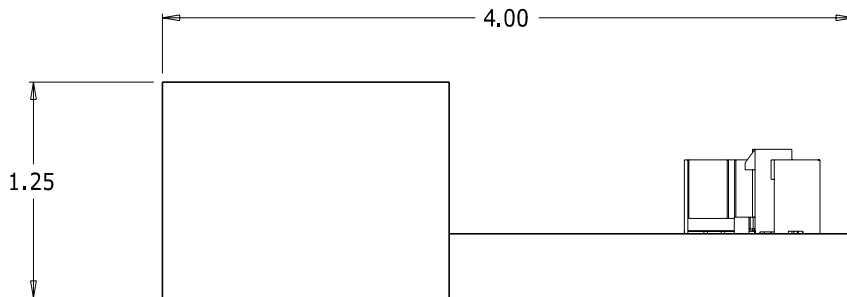
ALLOW ACCESS ABOVE
J1, J4, AND J5 FOR MATING
CONNECTORS AND WIRING

J4- OUTPUT CONNECTOR

PIN 1- HV OUTPUT
PIN 2- POWER
PIN 3- COMMON

MATING CONNECTOR
MOLEX #39-01-4030

SIDE VIEW



J1- INPUT CONNECTOR

PIN 1- INPUT SIGNAL
PIN 2- COMMON
PIN 3- POWER MINUS
PIN 4- POWER PLUS
PIN 5- CHASSIS GROUND

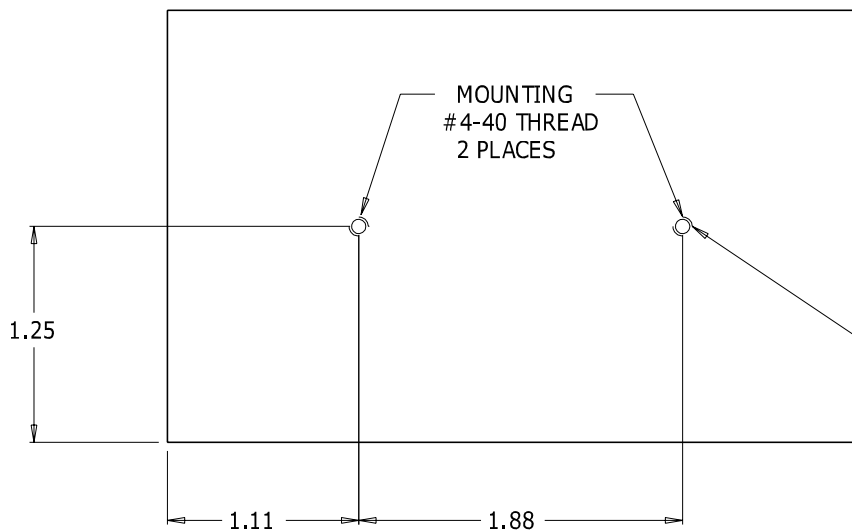
MATING CONNECTOR
MOLEX #90156-0145

J5- OPTION CONNECTOR

PIN 1- SHUTDOWN
PIN 2- COMMON
PIN 3- -12VDC
PIN 4- +12VDC

MATING CONNECTOR
MOLEX #90156-0144

BOTTOM VIEW



CAUTION!
MAXIMUM MOUNTING
SCREW EXTENSION
INTO UNIT IS 0.25"
2 PLACES

ALL DIMENSIONS SHOWN IN INCHES.